

# LP7515

## Weighing Indicator

### FEATURES & BENEFITS:

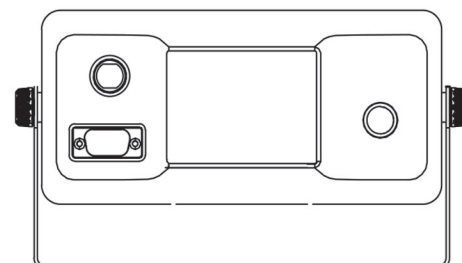
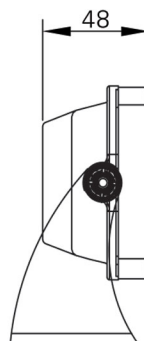
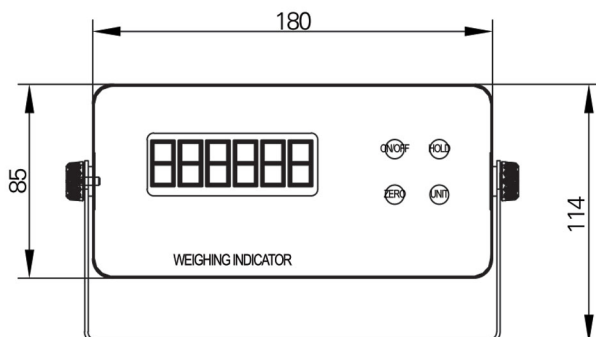
- 6 digits 20mm LED/LCD display with backlight
- S.S Enclosure
- Key: On/off Hold Zero Unit
- Drives up to four 350Ω load cells
- Automatic Power off
- Low-battery remind



### Option: //

- RS-232 Serial Port

- Unit: mm



### Specifications: //

- Accuracy Class: (III), n=3000e

- Max division: 10,000d

- Input single range: 0~12.8mv

- Load cell excitation: 3.3VDC

- Power: AC 110v/230v or LR03 AAx3